

WE ROCK YOUR FLOOR

STAMPED CONCRETE



ADVANCED CONCRETE COMPANY

ADVANCED CONCRETE COMPANY IS ONE OF THE LEADING COMPANIES IN LEBANON WHO HAS ACHIEVED THE INNOVATION IN DECORATIVE FLOORING SYSTEM.

THE CONCEPT OF ADVANCED CONCRETE COMPANY IS TO INTRODUCE & PROVIDE CLIENTS WITH UP TO DATE CONCRETE FINISHING MATERIAL & TECHNOLOGIES.

OUR CURRICULUM INCLUDES SEVERAL UNIQUE EXTERIOR & INTERIOR FLOORS & WALLS RANGING FROM RESIDENTIAL TO HEAVY COMMERCIAL AND INDUSTRIAL APPLICATIONS.

AVAILABLE COLORS



Adobe Buff



Cream Beige



Limestone



Pale Yellow



Sandstone



Buff Tan



Desert Tan




Terra Cotta



Sunbaked Clay



Brick Red



Tile Red



Quarry Red

Note: Colors shown on this chart represent as closely as possible the appearance when installed. Variations can be expected due to jobsite conditions, finishing techniques, use of sealers and product composition.



Silver



Philly Blue



Medium Grey



Teal



Dark Grey



Charcoal



Muted Green



Chestnut



Maplewood



Autumn Brown



Nutmeg



Walnut



Seafoam Green

AVAILABLE PATTERNS



Castle Stone



Cobble Circle



Cobble Stone



European Fan



Old Fat Stone



Paver Stone



River Rock



Roman Tiles



Royal Ashler



Slate Sheet



Stone Skin



Wood Pannel



Danish Fan



Flower Rock



Tri Ashler

PROCESS DETAILS & STEPS


- Supply & install 6mm steel reinforcement for pedestrians’ area & 8mm for vehicles area + (FIBERMESH 12 mm).
- Supply & install of 8cm concrete for pedestrians’ area & 10cm for vehicles area (350kg cement/m3).
- Supply & apply PaveCrete 200 color Hardener. Float & trowel the surface.
- Supply & apply PaveCrete 300 Color Release. Perform the stamping.
- Sawcut joints as per drawings. Wash & touch up.
- Apply acrylic sealer (to be left to dry for a minimum of 5 days for pedestrians & 10 days for vehicles prior to using).

A close-up photograph of outdoor stamped concrete. The surface is designed to look like natural stone, with irregular, rounded shapes in various shades of brown, tan, and reddish-orange. The edges of the 'stones' are defined by darker, recessed lines, giving the surface a three-dimensional, textured appearance. The lighting is even, highlighting the subtle variations in color and texture across the entire surface.



OUTDOOR STAMPED CONCRETE































WALL CONCRETE

INDOOR SMOOTH CONCRETE







